

Ratchet Heads, Sealed, Chrome (1")

Stock No.	Description	Finish	Gear Teeth	Gear Action	A	B	C
L873	1" Drive 30-Tooth Sealed Ratchet Head	Chrome	30	12°	1-1/2	3-1/8	7-7/8
GL873	1" Drive Sealed Ratchet Head	Industrial Finish	30	12°	1-1/2	3-1/8	7-7/8




Head and Handle Combinations

Stock No.	Description	Required Handle	Optional Extension Handle
L873	1" Drive 30-Tooth Sealed Ratchet Head	L53HB	L853HA1
L113H	1" Drive 32-5/32" Complete Breaker Bar	L53HB	—
L53	1" Drive 30" Sliding T-Handle	L53HB	—

Handles, Chrome (1")

Stock No.	Description	Hand Grip	A	B
L53HB	1" Drive 29" Plain Locking Button Handle	Plain	1-1/8	29
L853HA1	1" Drive 36" Knurled Handle Extension	Knurled with locking button	1-3/8	36



L53HB 1" Drive 29" Plain Locking Button Handle

- Plain handle with locking buttons at both ends
- Used on 1" drive ratchet heads, breaker bar heads and sliding T-heads

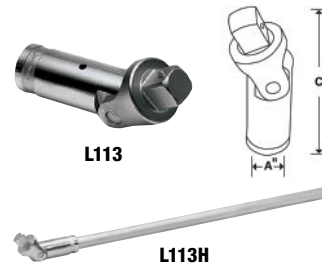
L853HA1 1" Drive 36" Knurled Handle Extension

- Knurled grip extension handle attaches to L53HB handle for added leverage
- Only used with L53HB handle; L853HA1 will not connect directly to L873 ratchet head

DRIVE HANDLES

Breaker Bars, Chrome (1")

Stock No.	Length	A	B	C	Handle Stock No.	Head Only Stock No.
L113H	32-5/32	15/16	2-1/8	4-29/32	L53HB	L113



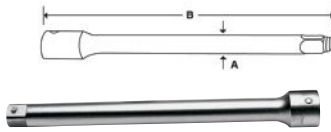
Sliding T-Handle (1")

Stock No.	Description	B	C	Handle Stock No.	Sliding Head Only
L53	1" Drive 30" Sliding T-Handle	2	29	L53HB	L53A



- Do not immerse sealed ratchet in fluids.
- Do not replace worn parts individually; use entire contents of the service kit.
- Do not use "cheater bar" on handle.
- Pull, do not push on handle.
- Do not use chrome or industrial finish hand tools with power drivers or impact drivers.
- Read Safety Precautions on pages W1-W4

SOCKET/RATCHET ACCESSORIES



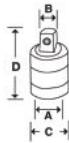
L63

Extension/Lock Button, Chrome (1")

Stock No.	Description	A	B
L63	1" Drive 8" Locking Button Extension	1-1/4	8



GLA124A



Square Drive Adaptors, Industrial (1")

Stock No.	Description	A	B	C	D
GLA124A	1" Drive Square Drive Adaptor	1	3/4	1-13/16	2-3/4
GLA72A	3/4" Drive Square Drive Adaptor	3/4	1	1-7/16	2-5/8

ASME®/ANSI® B107.10

SPLINE SOCKETS



LES323B

Shallow, inches, Chrome (1")

Snap-on® spline wrenching tools have been developed to service high-tensile strength spline nuts and bolts widely used on both military and commercial aircraft. Precise, radial spline teeth engage the fastener teeth over a wider area to minimize stress, and allow application of high torque to reduce risk of damage to the fastener or to the tool. Chrome tools comply with Military Spec. MS-33787 and MIL-W-8982. The unique spline wrenching configuration can also be used on ordinary 6- and 12-point fasteners with an advantage similar to the Snap-on® Flank Drive® wrenching system.

		Stock No.	A	B	C	D	E	
	#32 (1")	1	LES323B	1-29/64	1-55/64	1-35/64	2-7/16	53/64
	#34 (1-1/16")	1-1/16	LES343B	1-17/32	1-27/32	1-3/8	2-17/32	7/8
	#38 (1-3/16")	1-3/16	LES383B	1-11/16	1-31/32	1-5/8	2-25/32	1-5/32

HEX BIT SOCKETS



IMA283

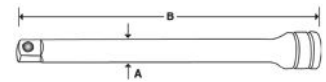


Hex/Standard, inches, Industrial (1")

Stock No.	Description	A	B	C	Finish	Size, inches	Square Drive, inches	Bit	Roll Pin
IMA283	1" Drive SAE 7/8" Standard Hex Socket Driver	5-5/8	2-3/4	2-7/64	Industrial	7/8	1	IMA283-2	ME2C1
IMA323	1" Drive SAE 1" Standard Hex Socket Driver	5-5/8	2-3/4	2-7/64	Industrial	1	1	IMA323-2	ME2C1

Extensions with Pin Hole (1")

Stock No.	Description	A	B
IM133	1" Drive 3" Pin Hole Impact Extension	1	3
IM63B	1" Drive 7-1/8" Pin Hole Impact Extension	1-1/8	7-1/8
IM123	1" Drive 13-1/8" Pin Hole Impact Extension	1-3/8	13-1/8



IM123

Swivel Universal Joint with Pin Hole (1")

Stock No.	Description	A	B
IP83	1" Drive 4-3/16" Impact Pin Hole Swivel Universal Joint	2-1/2	4-3/16



IP83

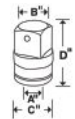


Adaptors with Pin Hole (1")

Stock No.	A	B	C	D
IM35	1	1-1/2	2-1/4	3-1/2
IM53	1-1/2	1	3-1/4	4-1/4
IM72	3/4	1 with Pin Hole	1-5/8	2-9/16
IM124B	1	3/4 with Pin Hole	2-3/8	2-13/16



IM124B



IMR3



IM243R



IM483R



IM243P



IM483P

1" Drive Locking Rings and Pins

Square Drive, inches	Stock No.	Description	Use with
1	IMR3	Socket Retainer	All 1" Drive Sockets/Accessories, All #5 Spline Drive Sockets/Accessories
1	IM243R	Synthetic Rubber Locking Ring	1" Drive Sockets/Accessories up to 1-3/8" (35 mm) Plus IM124 Adaptor
1	IM483R	Rubber Locking Ring	All Spline Drive Sockets/Accessories Plus 1" Drive Sockets from 1-7/16" (35 mm)
1	IM243P	Steel Locking Pin	1" Drive Sockets/Accessories up to 1-3/8" (35 mm)
1	IM483P	Steel Locking Pin	All Spline Drive Sockets/Accessories Plus 1" Drive Sockets from 1-7/16" (35 mm)

For use on SIM, IM, IMM and SIMM sockets and other accessories

FLANK DRIVE® IMPACT SOCKETS

Shallow, mm

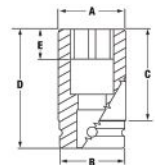
mm	6	A	B	C	D	E	6
27	IMM273	44.5	53.8	27.0	57.2	17.5	•
30	IMM303	47.8	53.8	27.0	57.2	17.5	•
32	IMM323	50.8	53.8	33.3	63.5	19.1	•
33	IMM333	52.3	53.8	33.3	63.5	22.4	•
35	IMM353	53.8	53.8	33.5	63.5	22.4	•
36	IMM363	57.2	57.2	34.3	63.5	22.4	•
38	IMM383	59.7	57.2	40.1	69.9	23.6	•
41	IMM413A	59.9	57.2	39.6	69.9	26.4	•
46	IMM463	69.9	60.5	44.2	76.2	30.0	•
50	IMM503	69.9	60.5	49.3	82.6	31.2	•
55	IMM553	82.6	60.3	46.7	82.6	31.8	•
60	IMM603*	88.9	57.2	51.6	88.9	38.1	•
65	IMM653*	92.1	60.5	63.8	101.6	45.7	•
70	IMM703*	95.3	60.5	62.2	101.6	45.7	•
75	IMM753*	104.8	60.5	67.1	108.0	51.6	•
80	IMM803	108.7	61.1	65.9	108.7	47.6	•

*Conventional hex.

Set Contains: 516IMM



IMM273



516IMM

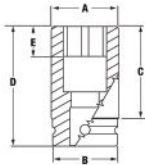
Shallow, mm

mm	12	A	B	C	D	E
27	IMMD273	44.5	53.8	27.0	57.2	17.5
30	IMMD303	47.8	53.8	27.0	57.2	17.5



- Wear safety goggles while using impact drivers.
- Do not hold swivel joint during use.
- Do not use chrome or industrial finish hand tools with power drivers or impact drivers.
- Read Safety Precautions on pages W1-W4

FLANK DRIVE® IMPACT SOCKETS



IM703

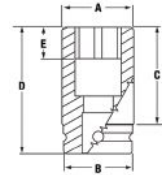
Shallow, inches

11	6	12	A	B	C	D	E	Set Contains:		
								521M	516M	522M
3/4	IM243	IMD243	1-7/16	2-1/8	1	2-1/8	11/16	•		
13/16	IM263	IMD263	1-7/16	2-1/8	1	2-1/8	11/16	•		
7/8	IM283	IMD283	1-1/2	2-1/8	1	2-1/8	11/16	•		
15/16	IM303	IMD303	1-19/32	2-1/8	1	2-1/8	11/16	•		
1	IM323	IMD323A	1-11/16	2-1/8	1-1/16	2-1/4	11/16	•		
1-1/16	IM343	IMD343	1-3/4	2-1/8	1-1/16	2-1/4	11/16	•		
1-1/8	IM363	IMD363	1-7/8	2-1/8	1-1/16	2-1/4	11/16	•		
1-3/16	IM383	IMD383	1-7/8	2-1/8	1-1/16	2-1/4	11/16	•		
1-1/4	IM403	IMD403	2	2-1/8	1-3/16	2-3/8	3/4	•		
1-5/16	IM423	IMD423	2-1/16	2-1/8	1-15/16	2-1/2	7/8	•		
1-3/8	IM443	IMD443	2-1/8	2-1/8	1-15/16	2-1/2	7/8	•		
1-7/16	IM463	IMD463	2-1/4	2-1/4	1-7/16	2-1/2	15/16	•		
1-1/2	IM483B	IMD483	2-3/8	2-1/4	1-7/16	2-5/8	15/16	•		
1-9/16	IM503A	IMD503	2-3/8	2-1/4	1-7/16	2-5/8	15/16	•		
1-5/8	IM523A	IMD523	2-3/8	2-1/4	1-5/8	2-3/4	1-1/16	•		
1-11/16	IM543	IMD543	2-9/16	2-3/8	1-5/8	2-3/4	1-1/16	•		
1-3/4	IM563	IMD563	2-5/8	2-3/8	1-23/32	2-7/8	1-5/32	•		
1-13/16	IM583	IMD583	2-3/4	2-3/8	1-23/32	2-15/16	1-3/16	•		
1-7/8	IM603	IMD603	2-3/4	2-3/8	1-23/32	2-15/16	1-3/16	•		
1-15/16	IM623	IMD623	2-3/4	2-3/8	1-23/32	2-15/16	1-3/16	•		
2	IM643	IMD643	3	2-3/8	1-31/32	3-1/8	1-9/32	•		
2-1/16	IM663	IMD663	3	2-3/8	1-31/32	3-1/8	1-9/32		•	
2-1/8	IM683	IMD683	3-1/8	2-3/8	2-3/32	3-1/4	1-9/32		•	
2-3/16	IM703	IMD703	3-1/4	2-3/8	2-5/32	3-11/32	1-7/16		•	
2-1/4	IM723	IMD723	3-1/4	2-3/8	2-5/32	3-11/32	1-7/16		•	
2-5/16	IM743	IMD743	3-3/8	2-3/8	2-5/32	3-1/2	1-1/2		•	
2-3/8	IM763	IMD763	3-1/2	2-3/8	2-5/32	3-1/2	1-1/2		•	
2-7/16	IM783	IMD783	3-1/2	2-3/8	2-5/32	3-1/2	1-1/2		•	
2-1/2	IM803	IMD803	3-1/2	2-3/8	2-1/8	3-5/8	1-5/8		•	
2-9/16	IM823	IMD823	3-5/8	2-3/8	2-1/8	3-5/8	1-5/8		•	
2-5/8	IM843	IMD843	3-3/4	2-3/8	2-5/16	3-3/4	1-5/8		•	
2-11/16	IM863	IMD863	3-3/4	2-3/8	2-1/2	4	1-13/16		•	
2-3/4	IM883	IMD883	3-3/4	2-3/8	2-7/16	4	1-13/16		•	
2-13/16	IM903	IMD903	4	2-3/8	2-7/16	4	1-13/16		•	
2-7/8	IM923	IMD923	4	2-3/8	2-7/16	4	1-13/16		•	
2-15/16	IM943	IMD943	4-1/8	2-3/8	2-5/8	4-1/4	2		•	
3	IM963	IMD963	4-1/4	2-3/8	2-5/8	4-1/4	2-1/16		•	
3-1/8	IM1003	IMD1003	4-1/4	2-3/8	2-9/16	4-1/4	2-1/16		•	
3-1/4	IM1043	IMD1043	4-1/2	2-3/8	2-9/16	4-1/4	2-1/16		•	
3-3/8	IM1083	IMD1083	4-5/8	2-3/8	2-3/4	4-1/2	2-1/4		•	
3-1/2	IM1123	IMD1123	4-3/4	2-3/8	3	4-3/4	2-1/4		•	
3-5/8	IM1163	IMD1163	5	2-3/8	2-15/16	4-3/4	2-5/16		•	
3-11/16	IM1183	—	5-5/16	2-3/8	3-3/16	5	2-7/16		•	
3-3/4	IM1203	IMD1203	5-1/8	2-3/8	2-7/8	4-3/4	2-3/8		•	
3-13/16	IM1223	—	5-3/8	2-3/8	3-1/8	5	2-1/2		•	
3-7/8	IM1243	IMD1243	5-1/4	2-3/8	3-1/8	5	2-9/16		•	
3-15/16	IM1263	—	5-3/8	2-3/8	3-3/8	5-1/4	2-9/16		•	
4	IM1283	IMD1283	5-1/2	2-3/8	3-1/16	5	2-9/16		•	
4-1/16	IM1303	—	5-1/2	2-3/8	3-1/16	5	2-9/16		•	
4-1/8	IM1323	IMD1323	5-9/16	2-3/8	3-1/16	5	2-9/16		•	
4-3/16	IM1343	—	6	2-3/8	3	5	2-9/16		•	
4-1/4	IM1363	IMD1363	5-3/4	2-3/8	3-1/4	5-1/4	2-5/8		•	
4-5/16	IM1383	—	5-25/32	2-3/8	3-7/16	5-1/2	2-5/8		•	
4-3/8	IM1403	—	5-13/16	2-3/8	3-3/16	5-1/4	2-5/8		•	
4-7/16	IM1423	—	6	2-3/8	3-3/16	5-1/4	2-11/16		•	
4-1/2	IM1443	IMD1443	6	2-3/8	3-3/16	5-1/4	2-5/8		•	
4-9/16	IM1463	—	6-1/2	2-3/8	3-7/16	5-1/2	2-3/4		•	
4-5/8	IM1483	—	6-7/16	2-3/8	3-7/8	6	3-1/16		•	
4-3/4	IM1523	—	6-5/8	2-3/8	3-5/8	5-3/4	2-7/8		•	
4-7/8	IM1563	—	7	2-3/8	3-9/16	5-3/4	3		•	
5	IM1603	—	7	2-3/8	3-1/2	5-3/4	3		•	
5-3/8	IM1723	—	7-1/2	2-3/8	4-7/16	6-3/4	3-9/16		•	
5-3/4	IM1843	—	8-1/4	2-3/8	4-5/16	6-3/4	3-9/16		•	

ASME®/ANSI® B107.2

FLANK DRIVE® IMPACT SOCKETS

1" DRIVE TOOLS



SIM563

Deep, inches

11	6	12	A	B	C	D	E	Set Contains:		
								519SIM	520SIM	575SIM
	6							6	6	6
7/8	SIM283	—	1-19/32	2-1/8	1-13/16	3	5/8	•		
15/16	SIM303	—	1-19/32	2-1/8	1-13/16	3	11/16	•		
1	SIM323	SIMD323	1-19/32	2-1/8	1-13/16	3	3/4	•		
1-1/16	SIM343	—	1-3/4	2-1/8	1-13/16	3	3/4	•		
1-1/8	SIM363	—	1-13/16	2-1/8	1-13/16	3	3/4	•		
1-3/16	SIM383	—	1-13/16	2-1/8	1-13/16	3	3/4	•		
1-1/4	SIM403*	SIMD403*	2-1/16	2-1/8	2-1/196	3-1/4	7/8	•		
1-5/16	SIM423	—	2-1/16	2-1/8	2-1/196	3-1/4	7/8	•		
1-3/8	SIM443	—	2-1/16	2-1/8	2-1/196	3-1/4	7/8	•		
1-7/16	SIM463A	—	2-1/4	2-1/8	2-3/32	3-1/4	29/32	•		
1-1/2	SIM483B	—	2-3/8	2-1/4	2-11/32	3-1/2	1	•		
1-9/16	SIM503A	—	2-3/8	2-1/4	2-11/32	3-1/2	1	•		
1-5/8	SIM523B	—	2-3/8	2-1/4	2-1/2	3-5/8	1	•		
1-11/16	SIM543	—	2-1/2	2-3/8	2-7/16	3-5/8	1-1/8	•		
1-3/4	SIM563	—	2-3/4	2-3/8	2-11/16	3-7/8	1-1/8	•		
1-13/16	SIM583	—	2-3/4	2-3/8	2-11/16	3-7/8	1-3/16	•		
1-7/8	SIM603	—	2-3/4	2-3/8	2-11/16	3-7/8	1-3/16	•		
1-15/16	SIM623	—	3	2-3/8	2-15/16	4-1/8	1-1/4	•		
2	SIM643	—	3	2-3/8	2-15/16	4-1/8	1-5/16	•		
2-1/16	SIM663	—	3	2-1/4	2-15/16	4-1/4	1-5/16		•	
2-1/8	SIM683	—	3-1/8	2-1/4	2-7/8	4-1/4	1-5/16		•	
2-3/16	SIM703	—	3-1/4	2-1/4	3-1/8	4-1/2	1-1/2		•	
2-1/4	SIM723	—	3-1/4	2-3/8	3-1/8	4-1/2	1-1/2		•	
2-5/16	SIM743	—	3-3/8	2-3/8	3-1/16	4-1/2	1-1/2		•	
2-3/8	SIM763	—	3-1/2	2-3/8	3-1/16	4-1/2	1-1/2		•	
2-7/16	SIM783	—	3-1/2	2-3/8	3-1/16	4-1/2	1-1/2		•	
2-1/2	SIM803	—	3-1/2	2-3/8	3-1/4	4-3/4	1-5/8		•	
2-9/16	SIM823	—	3-5/8	2-3/8	3-1/4	4-3/4	1-5/8		•	
2-5/8	SIM843**	—	3-3/4	2-3/8	3-1/4	4-3/4	1-5/8		•	
2-11/16	SIM863	—	3-3/4	2-3/8	3-1/2	5	1-13/16		•	
2-3/4	SIM883	—	3-3/4	2-3/8	3-7/16	5	1-13/16		•	
2-13/16	SIM903	—	4	2-3/8	3-7/16	5	1-3/4		•	
2-7/8	SIM923	—	4	2-3/8	3-7/16	5	1-3/4		•	
2-15/16	SIM943	—	4-1/8	2-3/8	3-3/8	5	1-3/4		•	
3	SIM963	—	4-1/4	2-3/8	3-5/8	5-1/4	1-3/4		•	
3-1/8	SIM1003	—	4-1/4	2-3/8	3-9/16	5-1/4	1-7/8		•	
3-1/4	SIM1043	—	4-1/2	2-3/8	3-9/16	5-1/4	1-7/8		•	
3-3/8	SIM1083	—	4-1/2	2-3/8	4	5-3/4	2-1/4		•	
3-1/2	SIM1123	—	4-3/4	2-3/8	4	5-3/4	2-1/4		•	
3-5/8	SIM1163	—	5	2-3/8	3-15/16	5-3/4	2-1/4		•	
3-11/16	SIM1183	—	5-5/16	2-3/8	3-15/16	5-3/4	2-7/16		•	
3-3/4	SIM1203	—	5-1/8	2-3/8	3-7/8	5-3/4	2-1/4		•	
3-13/16	SIM1223	—	5-3/8	2-3/8	4-1/8	6	2-1/2		•	
3-7/8	SIM1243	—	5-1/4	2-3/8	4-3/8	6-1/4	2-9/16		•	
3-15/16	SIM1263	—	5-1/2	2-3/8	4-3/8	6-1/4	2-3/8		•	
4	SIM1283	—	5-1/2	2-3/8	4-5/16	6-1/4	2-9/16		•	
4-1/16	SIM1303	—	5-1/2	2-3/8	4-5/16	6-1/4	2-1/2		•	
4-1/8	SIM1323	—	5-9/16	2-3/8	4-5/16	6-1/4	2-9/16		•	
4-3/16	SIM1343	—	6	2-3/8	4-1/4	6-1/4	2-1/2		•	
4-7/16	SIM1423	—	6	2-3/8	4-3/16	6-1/4	2-11/16		•	
4-1/2	SIM1443	—	6	2-3/8	4-7/16	6-1/2	2-3/4		•	
4-9/16	SIM1463	—	6-1/2	2-3/8	4-7/16	6-1/2	2-3/4		•	
4-5/8	SIM1483	—	6-5/8	2-3/8	4-3/8	6-1/2	2-13/16		•	
4-3/4	SIM1523	—	6-5/8	2-3/8	4-5/8	6-3/4	2-7/8		•	
4-7/8	SIM1563	—	7	2-3/8	4-9/16	6-3/4	3		•	
5	SIM1603	—	7	2-3/8	4-1/2	6-3/4	3		•	
5-3/8	SIM1723	—	7-1/2	2-3/8	5-7/16	7-3/4	3-9/16		•	
5-3/4	SIM1843	—	8-1/4	2-3/8	5-5/16	7-3/4	3-9/16		•	

*Applications include use on heavy duty wheel lug nuts

**Applications include use on wheel lug nuts on stud piloted/budd style wheel systems

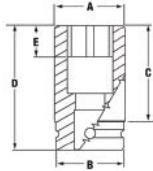


- Frequently inspect, clean, and lubricate all nonsealed ratchet mechanisms with light oil.
- Do not replace worn parts individually; use entire contents of the service kit.
- Read Safety Precautions on pages W1-W4

FLANK DRIVE® IMPACT SOCKETS



SIMM303



Deep, mm

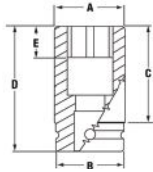
mm	6	A	B	C	D	E
30	SIMM303	46.0	53.7	46.0	76.2	19.1
32	SIMM323	52.3	53.7	76.2	82.6	22.4
33	SIMM333	52.3	53.7	53.3	82.5	22.4
38	SIMM383	60.3	57.2	59.7	88.9	25.4
70	SIMM703	97.61	60.45	95.45	127	43.69



IMM553TW



IMM705TW



Shallow Thin Wall, mm

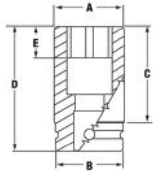
mm	6	A	B	C	D	E
55	IMM553TW	75.9	60.5	53.8	88.9	34.8
70	IMM705TW*	91.2	82.6	67.5	114.3	44.3

*Conventional hex.

SPECIAL APPLICATION IMPACT SOCKETS



IM724



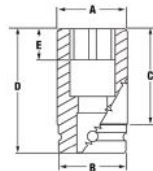
Single Square/Shallow, inches

II	4	A	B	C	D	E
3/4	IM724	1-15/16	2-1/8	31/32	2-1/8	21/32
13/16	IM726	1-15/16	2-1/8	31/32	2-1/8	21/32
7/8	IM728	2-1/16	2-1/8	31/32	2-1/8	21/32
15/16	IM730*	2-1/16	2-1/8	15/16	2-1/8	5/8
1	IM732	2-1/8	2-1/8	1-3/32	2-1/4	25/32
1-1/8	IM736	2-1/4	2-1/4	1-3/32	2-1/4	25/32

* Budd Wheel applications



IM740



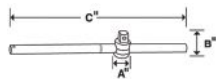
Double Square/Shallow, inches

II	8	A	B	C	D	E
1-1/4	IM740	2-3/8	2-3/8	1-1/8	2-3/8	13/16

1-1/2" DRIVE HANDLES



L55



Sliding T-Handle, Industrial (1-1/2")

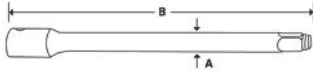
Stock No.	A	B	C	Handle Stock No.	Sliding Head Only Stock No.
L55	2-7/8	4-1/16	36	L55-1	L55-2

1-1/2" AND #5 SPLINE DRIVE IMPACT ACCESSORIES

1" DRIVE TOOLS



IM105



Extensions with Pin Hole (1-1/2")

Stock No.	A	B
IM105	2	10
IM155	2	15
IM205	2	20



IP85



Swivel Universal Joint with Pin Hole (1-1/2")

Stock No.	Finish	Length, inches
IP85	Industrial Finish	6-1/16



IM35

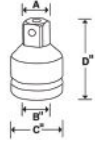


Adaptors with Pin Hole (1-1/2")

Stock No.	A	B	C	D
IM35	1	1-1/2	2-1/4	3-1/2
IM53	1-1/2	1	3-1/4	4-1/4
IM59	1-1/2	2-1/2	3-1/4	4-3/4
IM95	2-1/2	1-1/2	5	6-3/8



IMSA3



Spline-to-Square Adaptor

Stock No.	A	B	C	D
IMSA3	1" Square	No. 5, 14 Tooth	2-3/8	3-3/8



IMR3



IM243R



IM243P

Rings and Pins for Impact Sockets and Accessories (1", 1-1/2", #5 Spline Drive)

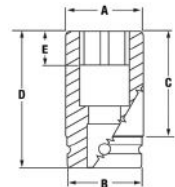
Stock No.	Description	Use with
IMR3	Socket Retainer	All 1" Drive Sockets/Accessories, All #5 Spline Drive Sockets/Accessories
IM243R	Synthetic Rubber Locking Ring	1" Drive Sockets/Accessories up to 1-3/8" (35 mm) Plus IM124 Adaptor
IM243P	Steel Locking Pin	1" Drive Sockets/Accessories up to 1-3/8" (35 mm)
IM445R	Rubber Locking Ring	All 1-1/2" Drive Sockets/Accessories
IM483R	Rubber Locking Ring	All Spline Drive Sockets/Accessories Plus 1" Drive Sockets from 1-7/16" (35 mm)
IM483P	Steel Locking Pin	All Spline Drive Sockets/Accessories Plus 1" Drive Sockets from 1-7/16" (35 mm)

For use on SIM, IM, IMM and SIMM sockets and other accessories

FLANK DRIVE® IMPACT SOCKETS

Shallow, mm

mm	6	A	B	C	D	E
36	IMM365	73.0	82.6	34.5	76.2	25.4
38	IMM385	73.0	82.6	34.5	76.2	25.4
41	IMM415	73.0	82.6	34.5	76.2	27.7
46	IMM465	79.4	82.6	40.9	82.6	29.7
50	IMM505	79.4	82.6	47.2	88.9	31.8
55	IMM555	88.9	82.6	47.2	88.9	35.6
60	IMM605	94.5	82.6	58.2	101.6	38.6
65	IMM655	99.2	82.6	56.6	101.6	41.4
70	IMM705	105.6	82.6	61.7	108.0	45.7
75	IMM755	111.1	82.6	66.5	114.3	47.2
80	IMM805	116.6	82.6	77.2	127	50.7



IMM365



- Do not use chrome or industrial finish hand tools with impact drivers.
- Wear safety goggles while using impact drivers.
- Do not hold swivel joint during use.
- Do not use "cheater bars" on handles.
- Pull, do not push on handles.
- Read Safety Precautions on pages W1-W4